

1. ALL RESISTANCE VALUES ARE IN OHMS, 0.1 WATT +/- 5%.
2. ALL CAPACITANCE VALUES ARE IN MICROFARADS.
3. ALL CRYSTALS & OSCILLATOR VALUES ARE IN HERTZ.

REV	ZONE	ECN	DESCRIPTION OF CHANGE	CK APPD	ENG APPD
				DATE	DATE
07		502577	ENGINEERING RELEASED	05/07/07	?

M72 IR BOARD

05/07/07



BOM NUMBER	BOM NAME	BOM OPTIONS
630-8056	PCBA, IR_BOARD, M72, EEE: XH0	COMMON

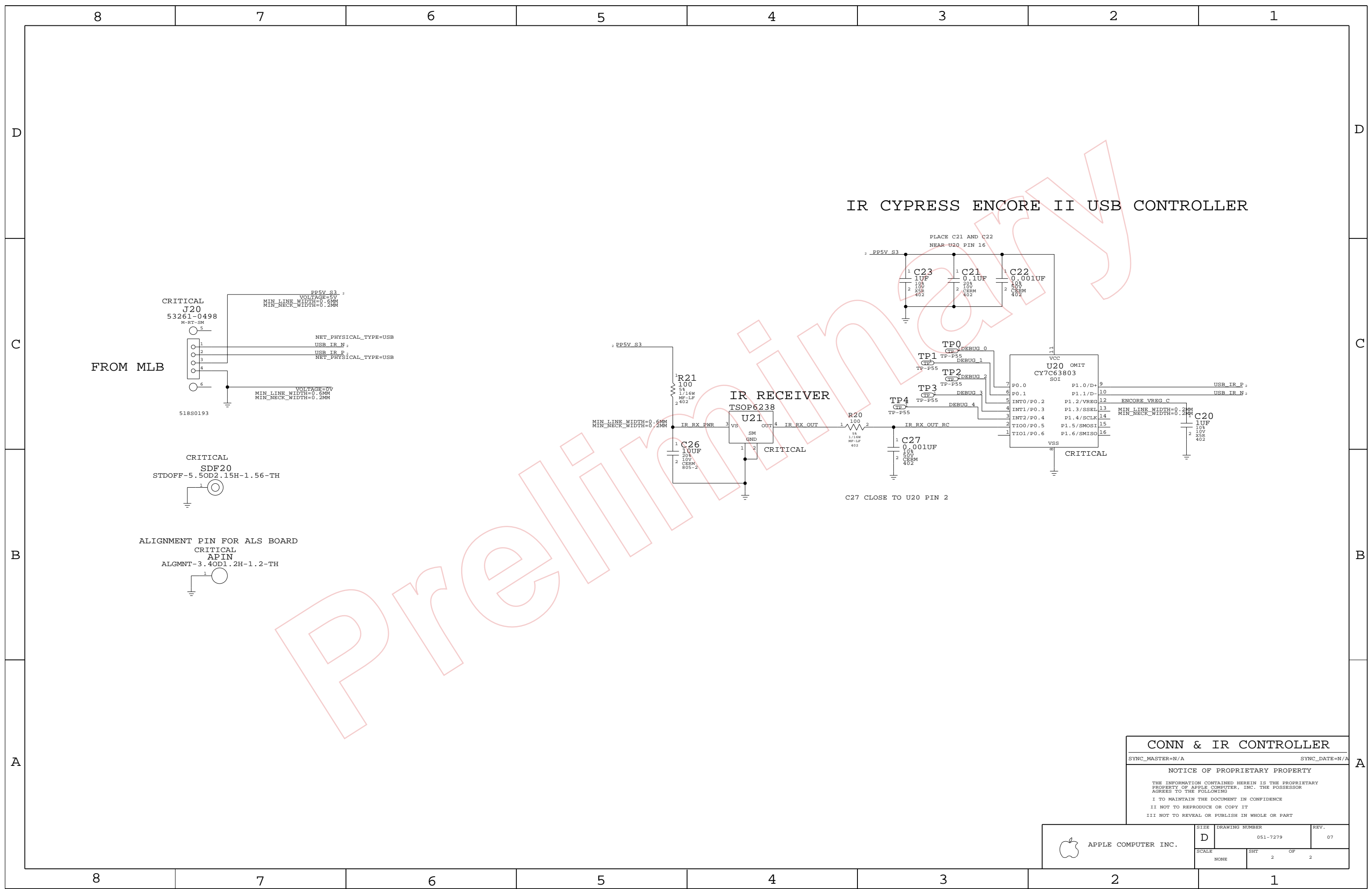
PART#	QTY	DESCRIPTION	REFERENCE DESIGNATOR(S)	CRITICAL	BOM OPTION
051-7279	1	SCH, IR_BOARD, M72	SCH1	CRITICAL	
820-2151	1	PCBP, IR_BOARD, M72	PCB1	CRITICAL	
341T0063	1	IC, M72, IR FSOC	U20	CRITICAL	

BLANK 338S0403

REVISION HISTORY

DATE	DESCRIPTION
11/16/06	INITIAL VERSION, FROM M70 & M75 DESIGNS
11/29/06	CHANGED TO 16-PIN SOIC IR MICRO, MOVED ALS TO S5 POWER
12/04/06	MICROSEMI ALS NOW ON OTHER BOARD, MOVED TO 7 PIN CONNECTOR
12/06/06	BACK TO AN IR-ONLY BOARD, 4 PIN CONNECTOR
04/24/07	ADDED ALIGNMENT PIN TO HELP ALIGN ALS BOARD TO IR BOARD

DIMENSIONS ARE IN MILLIMETERS		METRIC		 Apple Computer Inc.	
XX :	_____				
X.XX :	_____	DRAPTER	/	DESIGN CK	/
X.XXX :	_____	ENG APPD	/	MFG APPD	/
ANGLES :	_____	QA APPD	/	DESIGNER	/
DO NOT SCALE DRAWING		RELEASE	/	SCALE	NONE
 THIRD ANGLE PROJECTION		MATERIAL/FINISH NOTED AS APPLICABLE		SIZE	D
				TITLE SCH, IR_BOARD, M72	
				DRAWING NUMBER 051-7279 REV. 07	
				SHT 1 OF 2	



CONN & IR CONTROLLER

SYNC_MASTER=N/A SYNC_DATE=N/A

NOTICE OF PROPRIETARY PROPERTY

THE INFORMATION CONTAINED HEREIN IS THE PROPRIETARY PROPERTY OF APPLE COMPUTER, INC. THE POSSESSOR AGREES TO THE FOLLOWING

I TO MAINTAIN THE DOCUMENT IN CONFIDENCE
II NOT TO REPRODUCE OR COPY IT
III NOT TO REVEAL OR PUBLISH IN WHOLE OR PART

APPLE COMPUTER INC.	SIZE	DRAWING NUMBER	REV.
	D	051-7279	07
SCALE	SHT		OF
NONE	2		2